

Decision Trees

Nipun Batra and teaching staff

January 8, 2021

IIT Gandhinagar

Discrete Input Discrete Output

The need for interpretability

How to maintain trust in AI

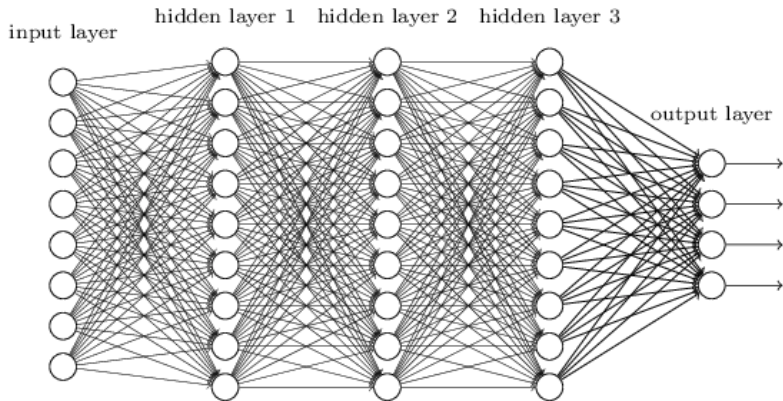
Beyond developing initial trust, however, creators of AI also must work to maintain that trust. Siau and Wang suggest seven ways of "developing continuous trust" beyond the initial phases of product development:

- Usability and reliability. AI "should be designed to operate easily and intuitively," Siau and Wang write. "There should be no unexpected downtime or crashes."
- Collaboration and communication. AI developers want to create systems that perform autonomously, without human involvement. Developers must focus on creating AI applications that smoothly and easily collaborate and communicate with humans.
- Sociability and bonding. Building social activities into AI applications is one way to strengthen trust. A robotic dog that can recognize its owner and show affection is one example, Siau and Wang write.
- Security and privacy protection. AI applications rely on large data sets, so ensuring privacy and security will be crucial to establishing trust in the applications.

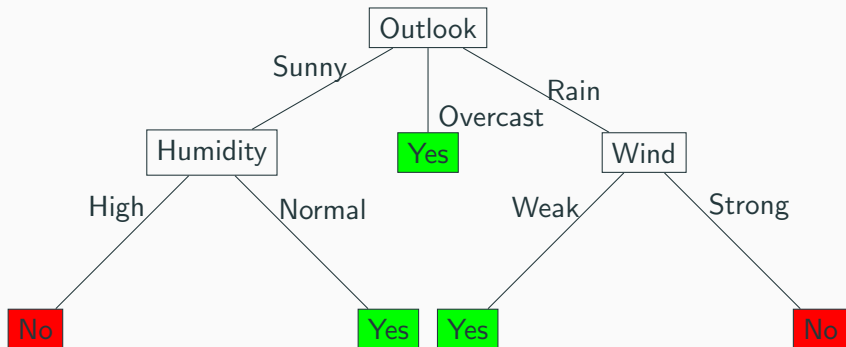
Training Data

Day	Outlook	Temp	Humidity	Windy	Play
D1	Sunny	Hot	High	Weak	No
D2	Sunny	Hot	High	Strong	No
D3	Overcast	Hot	High	Weak	Yes
D4	Rain	Mild	High	Weak	Yes
D5	Rain	Cool	Normal	Weak	Yes
D6	Rain	Cool	Normal	Strong	No
D7	Overcast	Cool	Normal	Strong	Yes
D8	Sunny	Mild	High	Weak	No
D9	Sunny	Cool	Normal	Weak	Yes
D10	Rain	Mild	Normal	Weak	Yes
D11	Sunny	Mild	Normal	Strong	Yes
D12	Overcast	Mild	High	Strong	Yes
D13	Overcast	Hot	Normal	Weak	Yes
D14	Rain	Mild	High	Strong	No

Learning a Complicated Neural Network



Learnt Decision Tree



Medical Diagnosis using Decision Trees

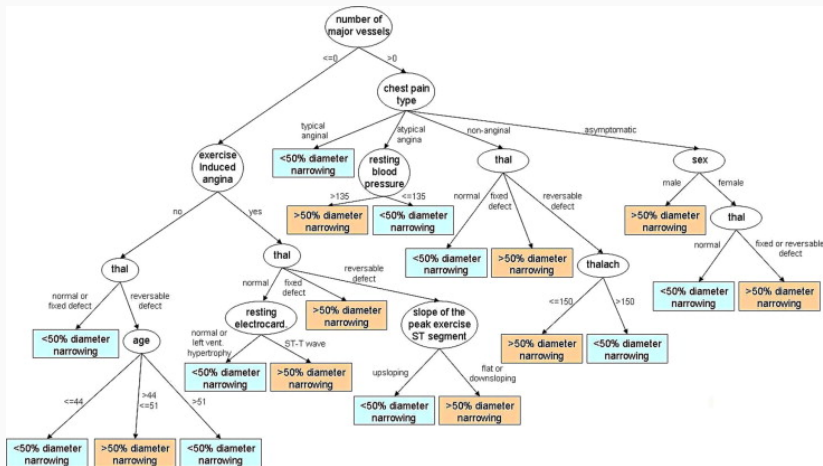


Figure 1: Source: Improving medical decision trees by combining relevant health-care criteria



Leo Breiman 1928-2005

Professor of Statistics, [UC Berkeley](#)
Verified email at stat.berkeley.edu - [Homepage](#)
[Data Analysis](#) [Statistics](#) [Machine Learning](#)

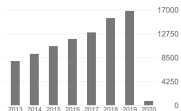
FOLLOW

TITLE	CITED BY	YEAR
Random forests L Breiman Machine learning 45 (1), 5-32	53816	2001
Classification and Regression Trees L Breiman, JH Friedman, RA Olshen, CJ Stone CRC Press, New York	43992 *	1999
Classification and regression trees L Breiman Chapman & Hall/CRC	43992 *	1984
Bagging predictors L Breiman Machine learning 24 (2), 123-140	22742	1996
Statistical Modeling: The Two Cultures L Breiman	2788 *	2003
Statistical modeling: The two cultures (with comments and a rejoinder by the author) L Breiman Statistical Science 16 (3), 199-231	2772	2001
Estimating optimal transformations for multiple regression and correlation	2096	1985

Cited by

[VIEW ALL](#)

	All	Since 2015
Citations	142857	68736
h-index	51	33
i10-index	80	46



Volume 5, number 1

INFORMATION PROCESSING LETTERS

May 1976

CONSTRUCTING OPTIMAL BINARY DECISION TREES IS NP-COMPLETE*

Laurent HYAFIL

IRIA – Laboria, 78150 Rocquencourt, France

and

Ronald L. RIVEST

Dept. of Electrical Engineering and Computer Science, M.I.T., Cambridge, Massachusetts 02139, USA

Received 7 November 1975, revised version received 26 January 1976

Binary decision trees, computational complexity, NP-complete

Greedy Algorithm

Core idea: At each level, choose an attribute that gives **biggest estimated** performance gain!

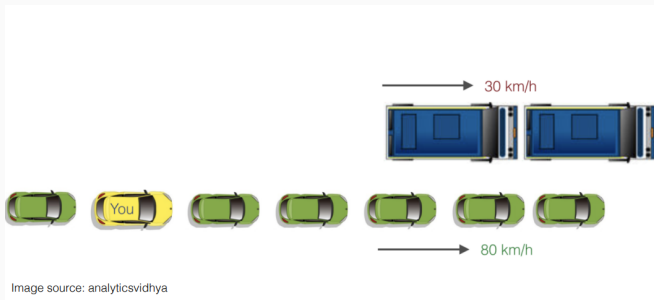


Figure 2: Greedy! \neq Optimal

Towards biggest estimated performance gain

Day	Outlook	Temp	Humidity	Windy	Play
D1	Sunny	Hot	High	Weak	No
D2	Sunny	Hot	High	Strong	No
D3	Overcast	Hot	High	Weak	Yes
D4	Rain	Mild	High	Weak	Yes
D5	Rain	Cool	Normal	Weak	Yes
D6	Rain	Cool	Normal	Strong	No
D7	Overcast	Cool	Normal	Strong	Yes
D8	Sunny	Mild	High	Weak	No
D9	Sunny	Cool	Normal	Weak	Yes
D10	Rain	Mild	Normal	Weak	Yes
D11	Sunny	Mild	Normal	Strong	Yes
D12	Overcast	Mild	High	Strong	Yes
D13	Overcast	Hot	Normal	Weak	Yes
D14	Rain	Mild	High	Strong	No

Towards biggest estimated performance gain

Day	Outlook	Temp	Humidity	Windy	Play
D1	Sunny	Hot	High	Weak	No
D2	Sunny	Hot	High	Strong	No
D3	Overcast	Hot	High	Weak	Yes
D4	Rain	Mild	High	Weak	Yes
D5	Rain	Cool	Normal	Weak	Yes
D6	Rain	Cool	Normal	Strong	No
D7	Overcast	Cool	Normal	Strong	Yes
D8	Sunny	Mild	High	Weak	No
D9	Sunny	Cool	Normal	Weak	Yes
D10	Rain	Mild	Normal	Weak	Yes
D11	Sunny	Mild	Normal	Strong	Yes
D12	Overcast	Mild	High	Strong	Yes
D13	Overcast	Hot	Normal	Weak	Yes
D14	Rain	Mild	High	Strong	No

- For examples, we have 9 Yes, 5 No

Towards biggest estimated performance gain

Day	Outlook	Temp	Humidity	Windy	Play
D1	Sunny	Hot	High	Weak	No
D2	Sunny	Hot	High	Strong	No
D3	Overcast	Hot	High	Weak	Yes
D4	Rain	Mild	High	Weak	Yes
D5	Rain	Cool	Normal	Weak	Yes
D6	Rain	Cool	Normal	Strong	No
D7	Overcast	Cool	Normal	Strong	Yes
D8	Sunny	Mild	High	Weak	No
D9	Sunny	Cool	Normal	Weak	Yes
D10	Rain	Mild	Normal	Weak	Yes
D11	Sunny	Mild	Normal	Strong	Yes
D12	Overcast	Mild	High	Strong	Yes
D13	Overcast	Hot	Normal	Weak	Yes
D14	Rain	Mild	High	Strong	No

- For examples, we have 9 Yes, 5 No
- Would it be trivial if we had 14 Yes or 14 No?

Towards biggest estimated performance gain

Day	Outlook	Temp	Humidity	Windy	Play
D1	Sunny	Hot	High	Weak	No
D2	Sunny	Hot	High	Strong	No
D3	Overcast	Hot	High	Weak	Yes
D4	Rain	Mild	High	Weak	Yes
D5	Rain	Cool	Normal	Weak	Yes
D6	Rain	Cool	Normal	Strong	No
D7	Overcast	Cool	Normal	Strong	Yes
D8	Sunny	Mild	High	Weak	No
D9	Sunny	Cool	Normal	Weak	Yes
D10	Rain	Mild	Normal	Weak	Yes
D11	Sunny	Mild	Normal	Strong	Yes
D12	Overcast	Mild	High	Strong	Yes
D13	Overcast	Hot	Normal	Weak	Yes
D14	Rain	Mild	High	Strong	No

- For examples, we have 9 Yes, 5 No
- Would it be trivial if we had 14 Yes or 14 No?
- Yes!

Towards biggest estimated performance gain

Day	Outlook	Temp	Humidity	Windy	Play
D1	Sunny	Hot	High	Weak	No
D2	Sunny	Hot	High	Strong	No
D3	Overcast	Hot	High	Weak	Yes
D4	Rain	Mild	High	Weak	Yes
D5	Rain	Cool	Normal	Weak	Yes
D6	Rain	Cool	Normal	Strong	No
D7	Overcast	Cool	Normal	Strong	Yes
D8	Sunny	Mild	High	Weak	No
D9	Sunny	Cool	Normal	Weak	Yes
D10	Rain	Mild	Normal	Weak	Yes
D11	Sunny	Mild	Normal	Strong	Yes
D12	Overcast	Mild	High	Strong	Yes
D13	Overcast	Hot	Normal	Weak	Yes
D14	Rain	Mild	High	Strong	No

- For examples, we have 9 Yes, 5 No
- Would it be trivial if we had 14 Yes or 14 No?
- Yes!
- Key insights: Problem is “easier” when there is lesser disagreement

Towards biggest estimated performance gain

Day	Outlook	Temp	Humidity	Windy	Play
D1	Sunny	Hot	High	Weak	No
D2	Sunny	Hot	High	Strong	No
D3	Overcast	Hot	High	Weak	Yes
D4	Rain	Mild	High	Weak	Yes
D5	Rain	Cool	Normal	Weak	Yes
D6	Rain	Cool	Normal	Strong	No
D7	Overcast	Cool	Normal	Strong	Yes
D8	Sunny	Mild	High	Weak	No
D9	Sunny	Cool	Normal	Weak	Yes
D10	Rain	Mild	Normal	Weak	Yes
D11	Sunny	Mild	Normal	Strong	Yes
D12	Overcast	Mild	High	Strong	Yes
D13	Overcast	Hot	Normal	Weak	Yes
D14	Rain	Mild	High	Strong	No

- For examples, we have 9 Yes, 5 No
- Would it be trivial if we had 14 Yes or 14 No?
- Yes!
- Key insights: Problem is “easier” when there is lesser disagreement
- Need some statistical measure of “disagreement”

Entropy

Statistical measure to characterize the (im)purity of examples

Entropy

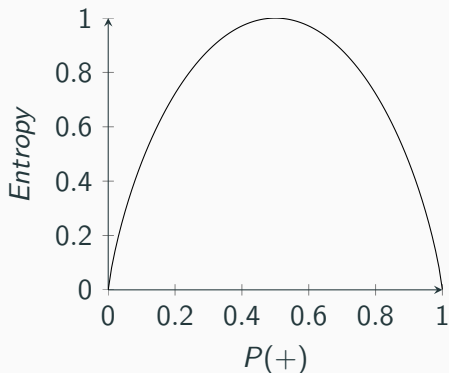
Statistical measure to characterize the (im)purity of examples

$$H(X) = - \sum_{i=1}^n p(x_i) \log p(x_i)$$

Entropy

Statistical measure to characterize the (im)purity of examples

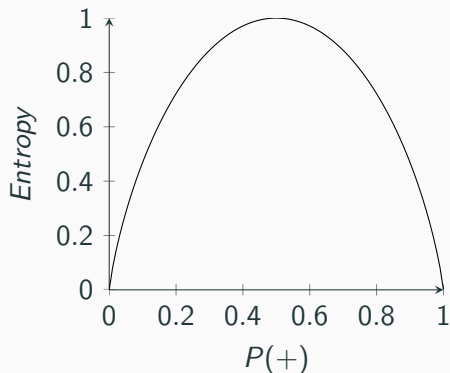
$$H(X) = - \sum_{i=1}^n p(x_i) \log p(x_i)$$



Entropy

Statistical measure to characterize the (im)purity of examples

$$H(X) = - \sum_{i=1}^n p(x_i) \log p(x_i)$$



Avg. # of bits to transmit

Towards biggest estimated performance gain

Day	Outlook	Temp	Humidity	Windy	Play
D1	Sunny	Hot	High	Weak	No
D2	Sunny	Hot	High	Strong	No
D3	Overcast	Hot	High	Weak	Yes
D4	Rain	Mild	High	Weak	Yes
D5	Rain	Cool	Normal	Weak	Yes
D6	Rain	Cool	Normal	Strong	No
D7	Overcast	Cool	Normal	Strong	Yes
D8	Sunny	Mild	High	Weak	No
D9	Sunny	Cool	Normal	Weak	Yes
D10	Rain	Mild	Normal	Weak	Yes
D11	Sunny	Mild	Normal	Strong	Yes
D12	Overcast	Mild	High	Strong	Yes
D13	Overcast	Hot	Normal	Weak	Yes
D14	Rain	Mild	High	Strong	No

Towards biggest estimated performance gain

Day	Outlook	Temp	Humidity	Windy	Play
D1	Sunny	Hot	High	Weak	No
D2	Sunny	Hot	High	Strong	No
D3	Overcast	Hot	High	Weak	Yes
D4	Rain	Mild	High	Weak	Yes
D5	Rain	Cool	Normal	Weak	Yes
D6	Rain	Cool	Normal	Strong	No
D7	Overcast	Cool	Normal	Strong	Yes
D8	Sunny	Mild	High	Weak	No
D9	Sunny	Cool	Normal	Weak	Yes
D10	Rain	Mild	Normal	Weak	Yes
D11	Sunny	Mild	Normal	Strong	Yes
D12	Overcast	Mild	High	Strong	Yes
D13	Overcast	Hot	Normal	Weak	Yes
D14	Rain	Mild	High	Strong	No

- Can we use Outlook as the root node?

Towards biggest estimated performance gain

Day	Outlook	Temp	Humidity	Windy	Play
D1	Sunny	Hot	High	Weak	No
D2	Sunny	Hot	High	Strong	No
D3	Overcast	Hot	High	Weak	Yes
D4	Rain	Mild	High	Weak	Yes
D5	Rain	Cool	Normal	Weak	Yes
D6	Rain	Cool	Normal	Strong	No
D7	Overcast	Cool	Normal	Strong	Yes
D8	Sunny	Mild	High	Weak	No
D9	Sunny	Cool	Normal	Weak	Yes
D10	Rain	Mild	Normal	Weak	Yes
D11	Sunny	Mild	Normal	Strong	Yes
D12	Overcast	Mild	High	Strong	Yes
D13	Overcast	Hot	Normal	Weak	Yes
D14	Rain	Mild	High	Strong	No

- Can we use Outlook as the root node?
- When Outlook is overcast, we always Play and thus no “disagreement”

Reduction in entropy by partitioning examples (S) on attribute A

$$\text{Gain}(S, A) \equiv \text{Entropy}(S) - \sum_{v \in \text{Values}(A)} \frac{|S_v|}{|S|} \text{Entropy}(S_v)$$

ID3 (Examples, Target Attribute, Attributes)

- Create a root node for tree

ID3 (Examples, Target Attribute, Attributes)

- Create a root node for tree
- If all examples are +/-, return root with label = +/-

ID3 (Examples, Target Attribute, Attributes)

- Create a root node for tree
- If all examples are +/-, return root with label = +/-
- If attributes = empty, return root with most common value of Target Attribute in Examples

ID3 (Examples, Target Attribute, Attributes)

- Create a root node for tree
- If all examples are +/-, return root with label = +/-
- If attributes = empty, return root with most common value of Target Attribute in Examples
- Begin

ID3 (Examples, Target Attribute, Attributes)

- Create a root node for tree
- If all examples are +/-, return root with label = +/-
- If attributes = empty, return root with most common value of Target Attribute in Examples
- Begin
 - $A \leftarrow$ attribute from Attributes which best classifies Examples

ID3 (Examples, Target Attribute, Attributes)

- Create a root node for tree
- If all examples are +/-, return root with label = +/-
- If attributes = empty, return root with most common value of Target Attribute in Examples
- Begin
 - $A \leftarrow$ attribute from Attributes which best classifies Examples
 - Root \leftarrow A

ID3 (Examples, Target Attribute, Attributes)

- Create a root node for tree
- If all examples are $+/-$, return root with label = $+/-$
- If attributes = empty, return root with most common value of Target Attribute in Examples
- Begin
 - $A \leftarrow$ attribute from Attributes which best classifies Examples
 - Root $\leftarrow A$
 - For each value (v) of A

ID3 (Examples, Target Attribute, Attributes)

- Create a root node for tree
- If all examples are $+/-$, return root with label = $+/-$
- If attributes = empty, return root with most common value of Target Attribute in Examples
- Begin
 - $A \leftarrow$ attribute from Attributes which best classifies Examples
 - Root $\leftarrow A$
 - For each value (v) of A
 - Add new tree branch : $A = v$

ID3 (Examples, Target Attribute, Attributes)

- Create a root node for tree
- If all examples are $+/-$, return root with label = $+/-$
- If attributes = empty, return root with most common value of Target Attribute in Examples
- Begin
 - $A \leftarrow$ attribute from Attributes which best classifies Examples
 - Root $\leftarrow A$
 - For each value (v) of A
 - Add new tree branch : $A = v$
 - Examples $_v$: subset of examples that $A = v$

ID3 (Examples, Target Attribute, Attributes)

- Create a root node for tree
- If all examples are +/-, return root with label = +/-
- If attributes = empty, return root with most common value of Target Attribute in Examples
- Begin
 - $A \leftarrow$ attribute from Attributes which best classifies Examples
 - Root $\leftarrow A$
 - For each value (v) of A
 - Add new tree branch : $A = v$
 - Examples_v : subset of examples that $A = v$
 - If Examples_v is empty: add leaf with label = most common value of Target Attribute

ID3 (Examples, Target Attribute, Attributes)

- Create a root node for tree
- If all examples are +/-, return root with label = +/-
- If attributes = empty, return root with most common value of Target Attribute in Examples
- Begin
 - $A \leftarrow$ attribute from Attributes which best classifies Examples
 - Root $\leftarrow A$
 - For each value (v) of A
 - Add new tree branch : $A = v$
 - $Examples_v$: subset of examples that $A = v$
 - If $Examples_v$ is empty: add leaf with label = most common value of Target Attribute
 - Else: ID3 ($Examples_v$, Target attribute, Attributes - A)

Learnt Decision Tree

Root Node (empty)

Training Data

Day	Outlook	Temp	Humidity	Windy	Play
D1	Sunny	Hot	High	Weak	No
D2	Sunny	Hot	High	Strong	No
D3	Overcast	Hot	High	Weak	Yes
D4	Rain	Mild	High	Weak	Yes
D5	Rain	Cool	Normal	Weak	Yes
D6	Rain	Cool	Normal	Strong	No
D7	Overcast	Cool	Normal	Strong	Yes
D8	Sunny	Mild	High	Weak	No
D9	Sunny	Cool	Normal	Weak	Yes
D10	Rain	Mild	Normal	Weak	Yes
D11	Sunny	Mild	Normal	Strong	Yes
D12	Overcast	Mild	High	Strong	Yes
D13	Overcast	Hot	Normal	Weak	Yes
D14	Rain	Mild	High	Strong	No

Entropy calculated

We have 14 examples in S : 5 No, 9 Yes

$$\begin{aligned}\text{Entropy}(S) &= -p_{No} \log_2 p_{No} - p_{Yes} \log_2 p_{Yes} \\ &= -(5/14) \log_2(5/14) - (9/14) \log_2(9/14) = 0.94\end{aligned}$$

Information Gain for Outlook

Outlook	Play
Sunny	No
Sunny	No
Overcast	Yes
Rain	Yes
Rain	Yes
Rain	No
Overcast	Yes
Sunny	No
Sunny	Yes
Rain	Yes
Sunny	Yes
Overcast	Yes
Overcast	Yes
Rain	No

Information Gain for Outlook

Outlook	Play
Sunny	No
Sunny	No
Sunny	No
Sunny	Yes
Sunny	Yes

We have 2 Yes, 3 No

Entropy =

$$(-3/5)\log_2(3/5) -$$

$$(-2/5)\log_2(2/5) =$$

$$0.971$$

Information Gain for Outlook

Outlook	Play
Sunny	No
Sunny	No
Sunny	No
Sunny	Yes
Sunny	Yes

We have 2 Yes, 3 No

$$\begin{aligned}\text{Entropy} &= \\ &(-3/5)\log_2(3/5) - \\ &(-2/5)\log_2(2/5) = \\ &0.971\end{aligned}$$

Outlook	Play
Overcast	Yes
Overcast	Yes
Overcast	Yes
Overcast	Yes

We have 4 Yes, 0 No

$$\text{Entropy} = 0$$

Information Gain for Outlook

Outlook	Play
Sunny	No
Sunny	No
Sunny	No
Sunny	Yes
Sunny	Yes

We have 2 Yes, 3 No

$$\begin{aligned}\text{Entropy} &= \\ &(-3/5)\log_2(3/5) - \\ &(-2/5)\log_2(2/5) = \\ &0.971\end{aligned}$$

Outlook	Play
Overcast	Yes
Overcast	Yes
Overcast	Yes
Overcast	Yes

We have 4 Yes, 0 No

$$\text{Entropy} = 0$$

Outlook	Play
Rain	Yes
Rain	Yes
Rain	No
Rain	Yes
Rain	No

We have 3 Yes, 2 No

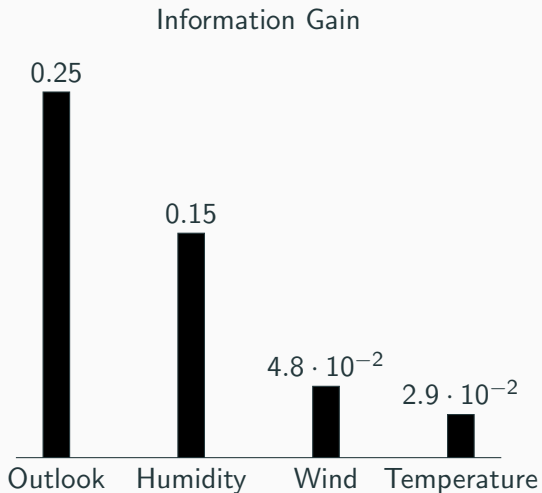
$$\begin{aligned}\text{Entropy} &= \\ &(-3/5)\log_2(3/5) - \\ &(-2/5)\log_2(2/5) = \\ &0.971\end{aligned}$$

Information Gain

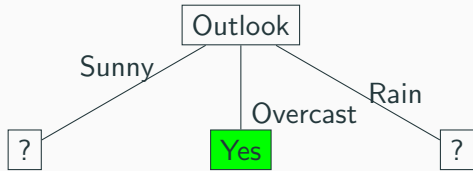
$$\text{Gain}(S, \text{Outlook}) = \text{Entropy}(S) - \sum_{v \in \{\text{Rain}, \text{Sunny}, \text{Windy}\}} \frac{|S_v|}{|S|} \text{Entropy}(S_v)$$

$$\begin{aligned} \text{Gain}(S, \text{Outlook}) &= \text{Entropy}(S) - (5/14) * \text{Entropy}(S_{\text{Sunny}}) - \\ & (4/14) * \text{Entropy}(S_{\text{Overcast}}) - (5/14) * \text{Entropy}(S_{\text{Rain}}) \\ &= 0.940 - 0.347 - 0.347 \\ &= 0.246 \end{aligned}$$

Information Gain



Learnt Decision Tree



Calling ID3 on Outlook=Sunny

Day	Temp	Humidity	Windy	Play
D1	Hot	High	Weak	No
D2	Hot	High	Strong	No
D8	Mild	High	Weak	No
D9	Cool	Normal	Weak	Yes
D11	Mild	Normal	Strong	Yes

Calling ID3 on Outlook=Sunny

Day	Temp	Humidity	Windy	Play
D1	Hot	High	Weak	No
D2	Hot	High	Strong	No
D8	Mild	High	Weak	No
D9	Cool	Normal	Weak	Yes
D11	Mild	Normal	Strong	Yes

- $\text{Gain}(S_{\text{Outlook}=\text{Sunny}}, \text{Temp}) = \text{Entropy}(3 \text{ Yes}, 2 \text{ No}) - (2/5) * \text{Entropy}(2 \text{ No}, 0 \text{ Yes}) - (2/5) * \text{Entropy}(1 \text{ No}, 1 \text{ Yes}) - (1/5) * \text{Entropy}(1 \text{ Yes})$

Calling ID3 on Outlook=Sunny

Day	Temp	Humidity	Windy	Play
D1	Hot	High	Weak	No
D2	Hot	High	Strong	No
D8	Mild	High	Weak	No
D9	Cool	Normal	Weak	Yes
D11	Mild	Normal	Strong	Yes

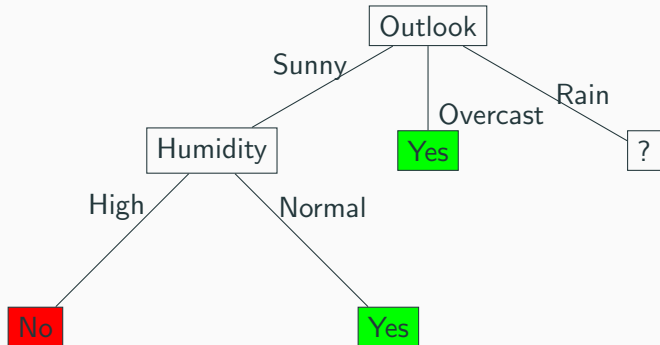
- $\text{Gain}(S_{\text{Outlook}=\text{Sunny}}, \text{Temp}) = \text{Entropy}(3 \text{ Yes}, 2 \text{ No}) - (2/5) * \text{Entropy}(2 \text{ No}, 0 \text{ Yes}) - (2/5) * \text{Entropy}(1 \text{ No}, 1 \text{ Yes}) - (1/5) * \text{Entropy}(1 \text{ Yes})$
- $\text{Gain}(S_{\text{Outlook}=\text{Sunny}}, \text{Humidity}) = \text{Entropy}(3 \text{ Yes}, 2 \text{ No}) - (2/5) * \text{Entropy}(2 \text{ Yes}) - (3/5) * \text{Entropy}(3 \text{ No}) \implies$ **maximum possible for the set**

Calling ID3 on Outlook=Sunny

Day	Temp	Humidity	Windy	Play
D1	Hot	High	Weak	No
D2	Hot	High	Strong	No
D8	Mild	High	Weak	No
D9	Cool	Normal	Weak	Yes
D11	Mild	Normal	Strong	Yes

- $\text{Gain}(S_{\text{Outlook}=\text{Sunny}}, \text{Temp}) = \text{Entropy}(3 \text{ Yes}, 2 \text{ No}) - (2/5) * \text{Entropy}(2 \text{ No}, 0 \text{ Yes}) - (2/5) * \text{Entropy}(1 \text{ No}, 1 \text{ Yes}) - (1/5) * \text{Entropy}(1 \text{ Yes})$
- $\text{Gain}(S_{\text{Outlook}=\text{Sunny}}, \text{Humidity}) = \text{Entropy}(3 \text{ Yes}, 2 \text{ No}) - (2/5) * \text{Entropy}(2 \text{ Yes}) - (3/5) * \text{Entropy}(3 \text{ No}) \implies$ **maximum possible for the set**
- $\text{Gain}(S_{\text{Outlook}=\text{Sunny}}, \text{Windy}) = \text{Entropy}(3 \text{ Yes}, 2 \text{ No}) - (3/5) * \text{Entropy}(2 \text{ No}, 1 \text{ Yes}) - (2/5) * \text{Entropy}(1 \text{ No}, 1 \text{ Yes})$

Learnt Decision Tree

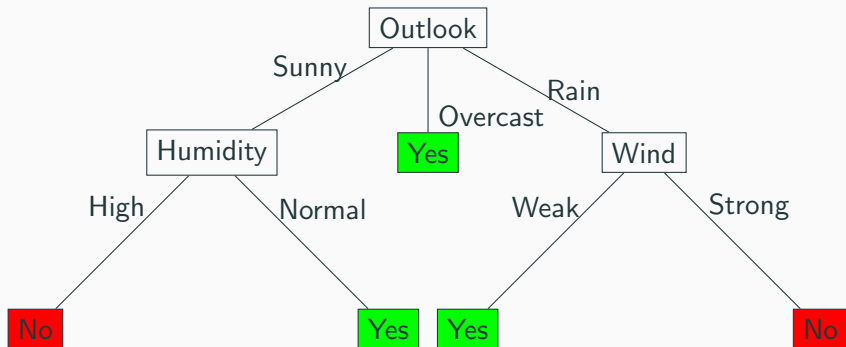


Calling ID3 on (Outlook=Rain)

Day	Temp	Humidity	Windy	Play
D4	Mild	High	Weak	Yes
D5	Cool	Normal	Weak	Yes
D6	Cool	Normal	Strong	No
D10	Mild	Normal	Weak	Yes
D14	Mild	High	Strong	No

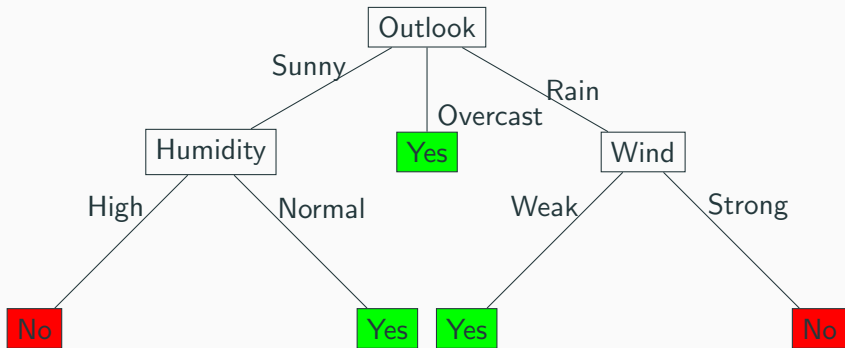
- The attribute Windy gives the highest information gain

Learnt Decision Tree



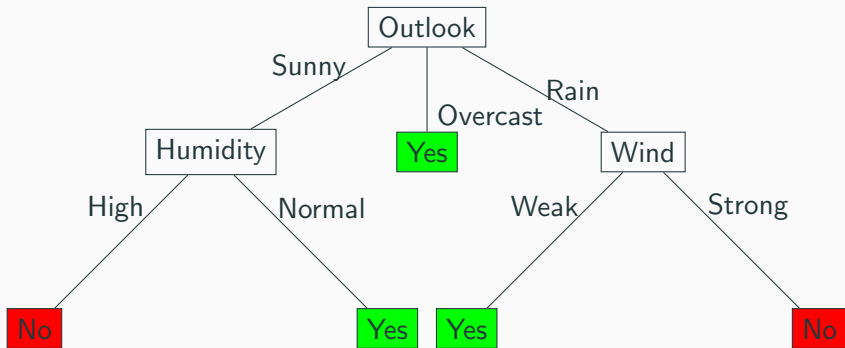
Prediction for Decision Tree

Just walk down the tree!



Prediction for Decision Tree

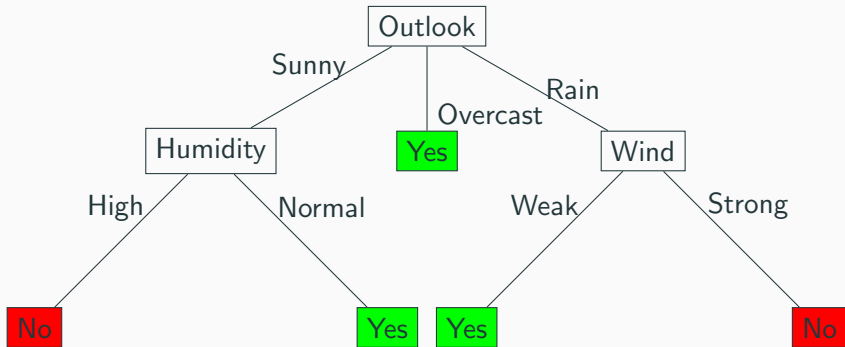
Just walk down the tree!



Prediction for <High Humidity, Strong Wind, Sunny Outlook, Hot Temp> is ?

Prediction for Decision Tree

Just walk down the tree!



Prediction for <High Humidity, Strong Wind, Sunny Outlook, Hot Temp> is ?

No

Limiting Depth of Tree

Assuming if you were only allowed depth-1 trees, how would it look for the current dataset?

Limiting Depth of Tree

Assuming if you were only allowed depth-1 trees, how would it look for the current dataset?

Apply the same rules, except when depth limit reached, the leaf node is assigned the “most” common occurring value in that path.

Limiting Depth of Tree

Assuming if you were only allowed depth-1 trees, how would it look for the current dataset?

Apply the same rules, except when depth limit reached, the leaf node is assigned the “most” common occurring value in that path.

What is depth-0 tree (no decision) for the examples?

Limiting Depth of Tree

Assuming if you were only allowed depth-1 trees, how would it look for the current dataset?

Apply the same rules, except when depth limit reached, the leaf node is assigned the “most” common occurring value in that path.

What is depth-0 tree (no decision) for the examples?

Always predicting Yes

Limiting Depth of Tree

Assuming if you were only allowed depth-1 trees, how would it look for the current dataset?

Apply the same rules, except when depth limit reached, the leaf node is assigned the “most” common occurring value in that path.

What is depth-0 tree (no decision) for the examples?

Always predicting Yes

What is depth-1 tree (no decision) for the examples?

Limiting Depth of Tree

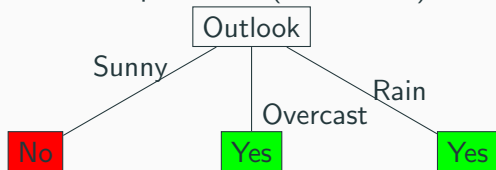
Assuming if you were only allowed depth-1 trees, how would it look for the current dataset?

Apply the same rules, except when depth limit reached, the leaf node is assigned the “most” common occurring value in that path.

What is depth-0 tree (no decision) for the examples?

Always predicting Yes

What is depth-1 tree (no decision) for the examples?



Discrete Input, Real Output

Modified Dataset

Day	Outlook	Temp	Humidity	Wind	Minutes Played
D1	Sunny	Hot	High	Weak	20
D2	Sunny	Hot	High	Strong	24
D3	Overcast	Hot	High	Weak	40
D4	Rain	Mild	High	Weak	50
D5	Rain	Cool	Normal	Weak	60
D6	Rain	Cool	Normal	Strong	10
D7	Overcast	Cool	Normal	Strong	4
D8	Sunny	Mild	High	Weak	10
D9	Sunny	Cool	Normal	Weak	60
D10	Rain	Mild	Normal	Weak	40
D11	Sunny	Mild	High	Strong	45
D12	Overcast	Mild	High	Strong	40
D13	Overcast	Hot	Normal	Weak	35
D14	Rain	Mild	High	Strong	20

Measure of Impurity for Regression?

Measure of Impurity for Regression?

- Any guesses?

Measure of Impurity for Regression?

- Any guesses?
- Standard Deviation/Variance

Measure of Impurity for Regression?

- Any guesses?
- Standard Deviation/Variance
- $STDEV(S) = 18.3$, $Variance(S)=335.3$

Measure of Impurity for Regression?

- Any guesses?
- Standard Deviation/Variance
- $STDEV(S) = 18.3$, $Variance(S)=335.3$
- Information Gain analogue?

Measure of Impurity for Regression?

- Any guesses?
- Standard Deviation/Variance
- $STDEV(S) = 18.3$, $Variance(S)=335.3$
- Information Gain analogue?
- Reduction in variance (weighted)

Gain by splitting on Wind

Wind	Minutes Played
Weak	20
Strong	24
Weak	40
Weak	50
Weak	60
Strong	10
Strong	4
Weak	10
Weak	60
Weak	40
Strong	45
Strong	40
Weak	35
Strong	20

Table 1: $\text{VAR}(S)=335.3$

Weak	20
Weak	40
Weak	50
Weak	60
Weak	10
Weak	60
Weak	40
Weak	35

Table 2: Weighted

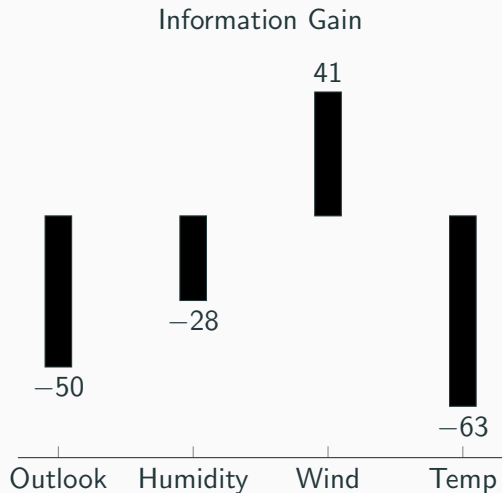
$$\text{VAR}(S_{\text{Wind}=\text{Weak}})=(8/14)*317=181)$$

Wind	Minutes Played
Strong	24
Strong	10
Strong	4
Strong	45
Strong	40
Strong	20

Table 3: Weighted

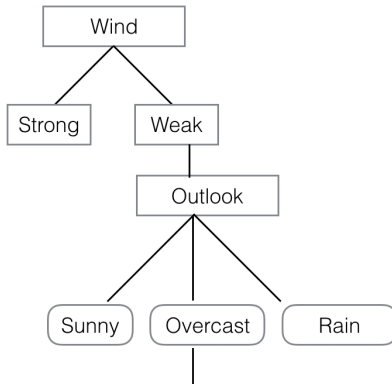
$$\text{VAR}(S_{\text{Wind}=\text{Strong}})=(6/14)*261=112)$$

Information Gain



Learnt Tree

Assume a tree like this is learnt ...



	Day	Outlook	Temp	Humidity	Wind	Minutes Played	
	2	D3	Overcast	Hot	High	Weak	40
	12	D13	Overcast	Hot	Normal	Weak	35

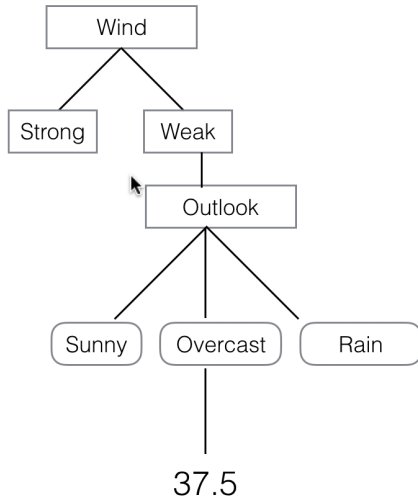
Learnt Tree

Method 1

Mins

Played=(40+35)

/2



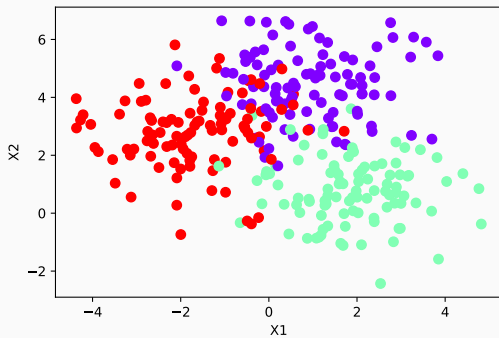
Real Input Discrete Output

Finding splits

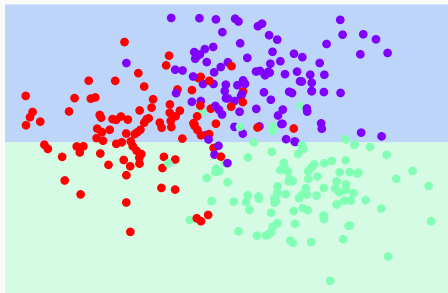
Day	Temperature	PlayTennis
D1	40	No
D2	48	No
D3	60	Yes
D4	72	Yes
D5	80	Yes
D6	90	No

- How do you find splits?
- Sort by attribute
- Find attribute values where changes happen
- For example, splits are: Temp $\leq (48+60)/2$ and Temp $\leq (80+90)/2$

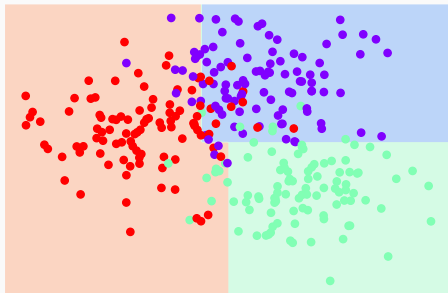
Example



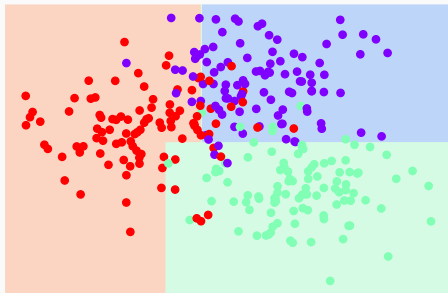
Example (DT of depth 1)



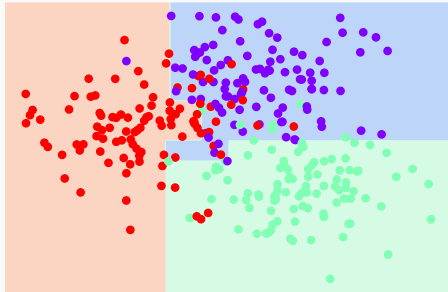
Example (DT of depth 2)



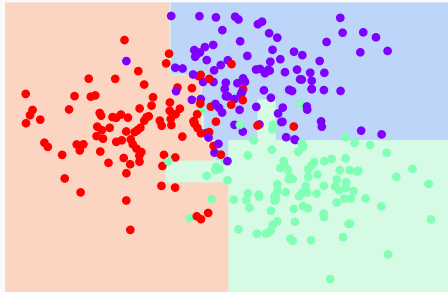
Example (DT of depth 3)



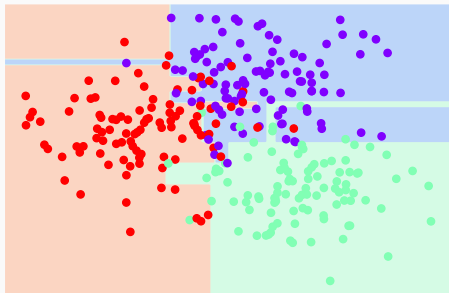
Example (DT of depth 4)



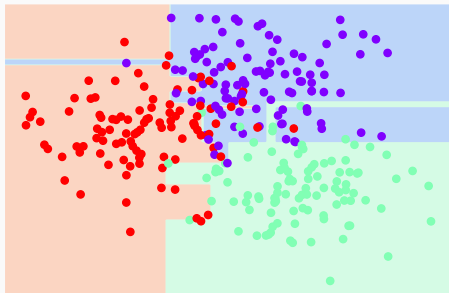
Example (DT of depth 5)



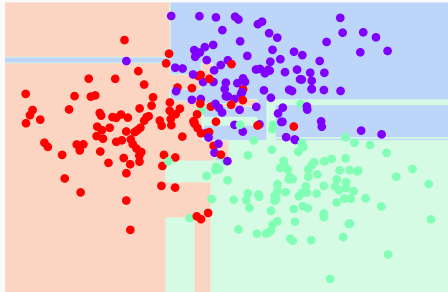
Example (DT of depth 6)



Example (DT of depth 7)



Example (DT of depth 8)



Example (DT of depth 9)

