SSH







simply use ssh username@ipaddr
where username and IP address correspond to the server you are trying to access

Pro tip: Don't want to enter the password everytime you connect to the server? You can use:

ssh-copy-id -i ~/.ssh/mykey user@ipaddr

You can also use options like -X which enables you to use the GUI of the server as if you were sitting right in front of it instead of just accessing the terminal:

ssh -X hostname@ipaddr



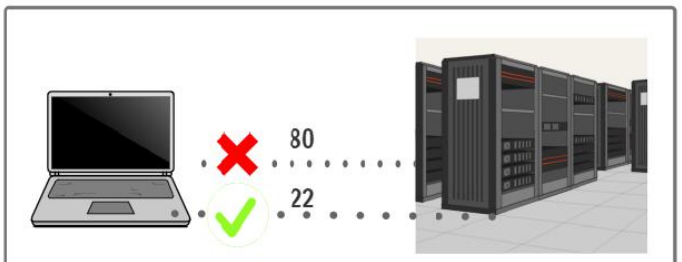

If your local network blocks you from accessing a particular port, you can ssh into your server and transfer (smuggle) the data to that port using another accessible one! This can be done by using the command:
ssh -L localport:server_ip:remote port user@server_ip

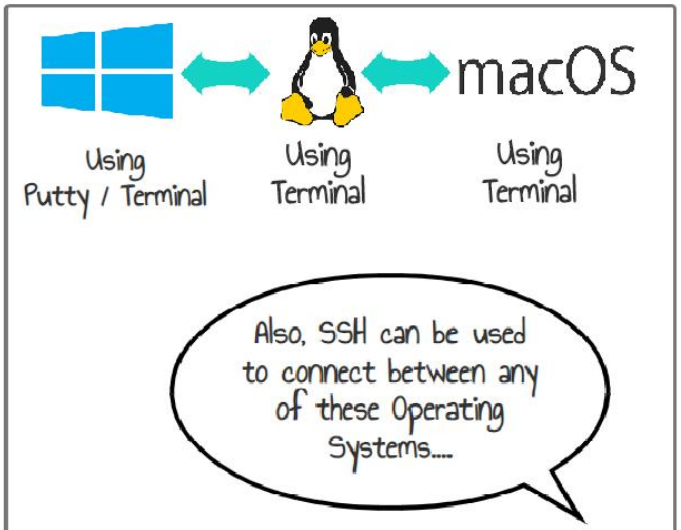

scp filename user@ipaddr:path

Super cool and secure File Transfer using scp after remotely logging in through the SSH Protocol

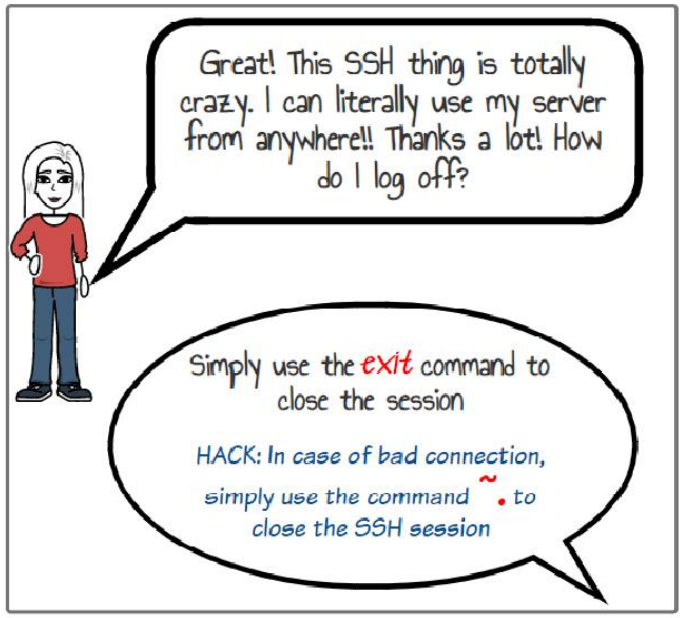

Made by Harsh Patel and Palak Purohit using StoryBoardThat.com