



What is Vim?

```
root@user:~/Desktop/$ man vim
```

```

VIM(1)                                General Commands Manual                                VIM(1)
NAME
    vim - Vi IMproved, a programmers text editor

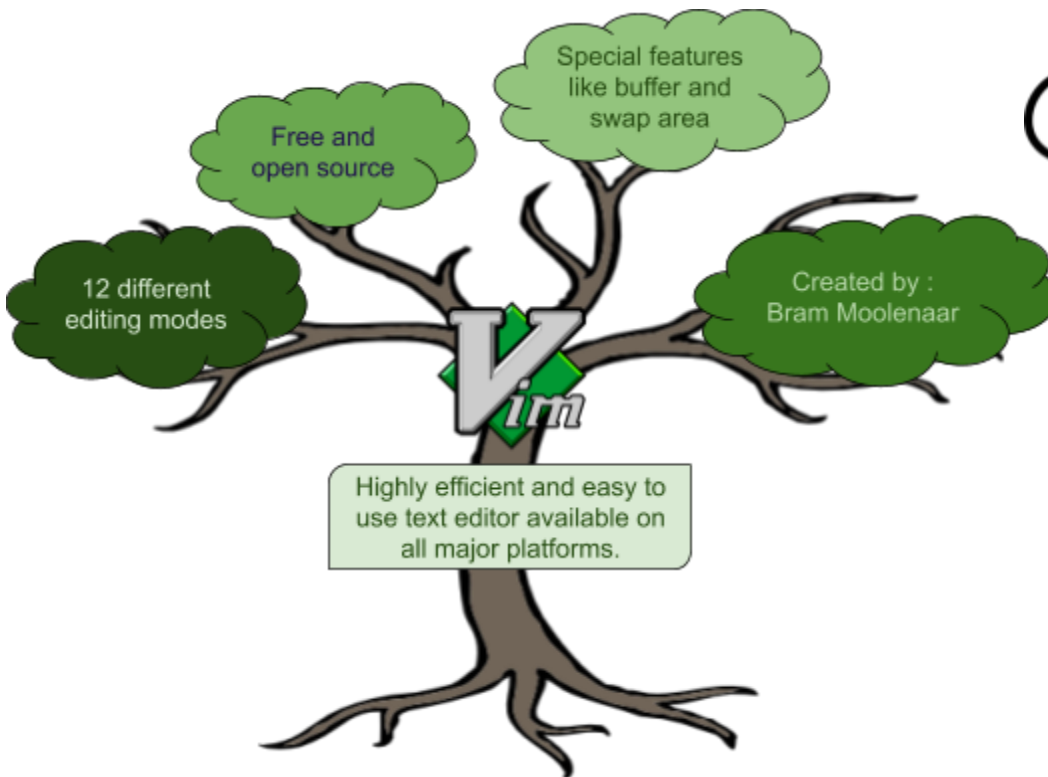
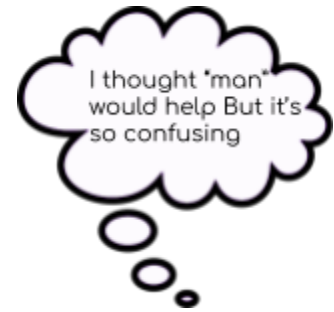
SYNOPSIS
    vim [options] [file ..]
    vim [options] -
    vim [options] -t tag
    vim [options] -q [errorfile]

    ex
    view
    gvim gview evim eview
    rvim rview rgvim rgview

DESCRIPTION
    Vim is a text editor that is upwards compatible to Vi. It can be used
    to edit all kinds of plain text. It is especially useful for editing
    programs.

    There are a lot of enhancements above Vi: multi level undo, multi win-
    dows and buffers, syntax highlighting, command line editing, filename
    Manual page vim(1) line 1 (press h for help or q to quit)

```



To open Vim, type :

```
root@user:~/Desktop/$ open vim <name of existing file/new file name>
```

Basic Modes of Vim

Hey!! What is this mode?? I can't edit anything.



Command mode is like a way to go to any mode!! It is the default mode.



COMMAND MODE
(DEFAULT MODE)

FROM ANY MODE JUST PRESS "ESC" FOR GETTING INTO DEFAULT MODE

PRESS "I/A"

INSERT MODE. U can add text in this mode.

START ":"

COMMAND LINE MODE. U can enter commands in this mode.

PRESS "V"

VISUAL MODE. U can visually select text in this mode.

PRESS "Q"

Ex MODE. Similar CMDLINE mode. Used for entering command without exiting.

Command mode let's you forget about the arrow keys completely!! No need to stretch your fingers.

Oh No!! All my text will get randomised.



Don't worry! You cannot type in command mode, you can only use commands.



INSERT MODE

This are only commands. How can I edit text??



Press "O", go to insert mode with new line above cursor

Press "I" to go to insert mode, where the cursor is pointing.



Press "Shift+A", to go to insert mode and move cursor at end of text.

Now Vim works similar to these famous text editors



Press "o", go to insert mode with new line below cursor

Now just start adding text.



VISUAL MODE



Press "V" and use cursor to select text up and down.

Some useful commands:

Undo last : "u"
Undo all : "U"
Redo : "Ctrl+r"
Delete line: "dd"

All instances of this word: "/ <word to search>"
Instances starting from last: "? <word to search>"
Next search instance: "n"

Command line mode



To quit



To quit without saving



To write to a file



To write to a file and quit



To read a existing file



I am pressing the keys but nothing is happening?



Every command must precede with a ":"

There is no need to worry. Help is provided by VIM itself !!



```
:help
```

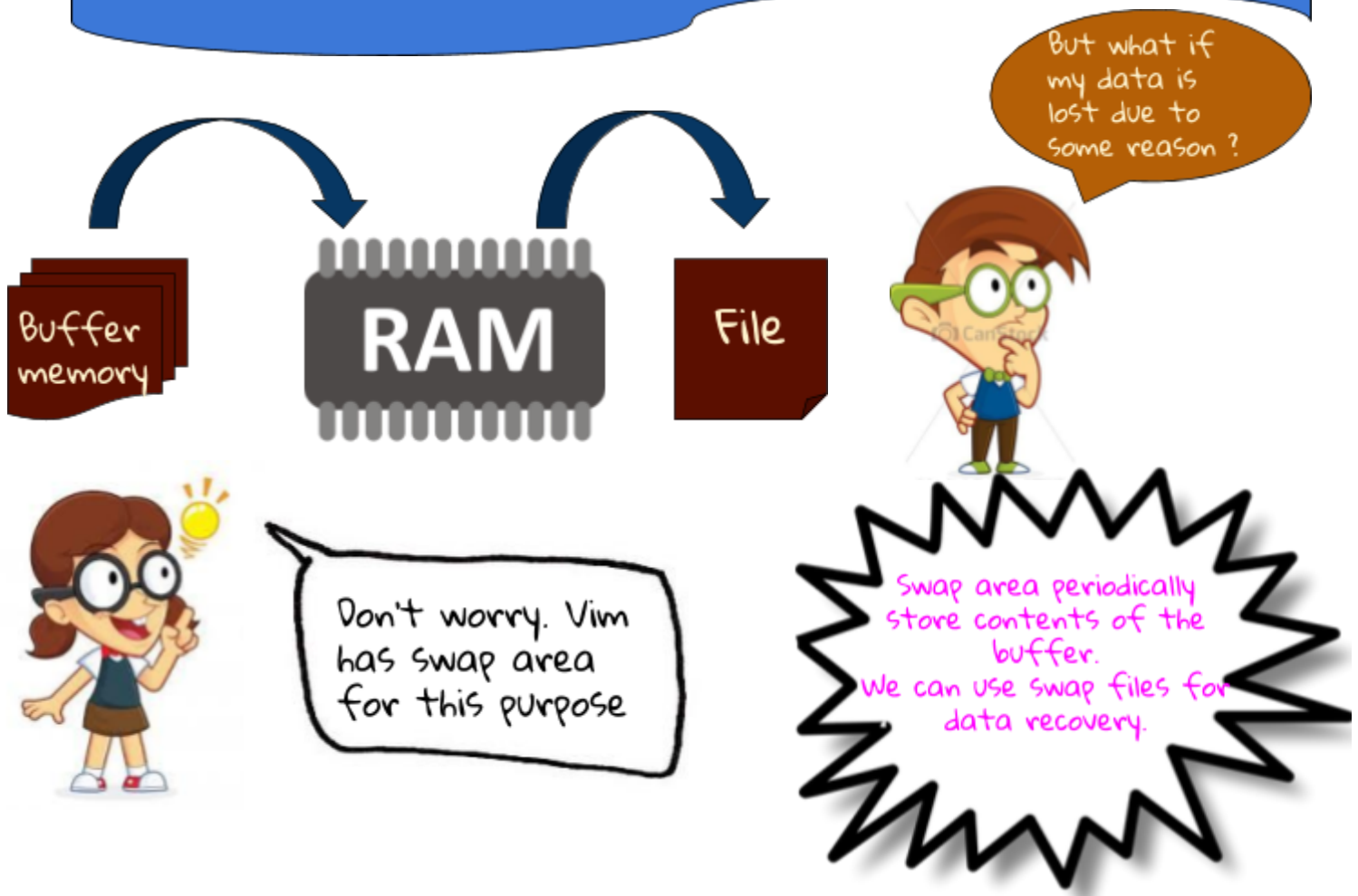
```
:help <topic-name>
```

```
:help modes
```

Buffer and swap area

```
:new <name of file>
```

The above command creates a new file in VIM. Buffer is temporary memory used by VIM. The contents are initially stored in RAM, until we write them onto the file. In these way memory is efficiently allocated by VIM.



```
:swapname (to get the name of the swapfile)
```

```
:e (load new file into buffer for editing)
```

```
:bp (move to the previous buffer)
```

```
:bn (move to the next buffer)
```

Hey!! Now I have infinite powers with this text editor!!



- Insert
- Select
- Delete
- Search
- Swap
- Read
- Write
- Buffer
- Quit

REFERENCES

- https://www.tutorialspoint.com/vim/vim_tutorial.pdf
- <https://www.flaticon.com/>
- [https://en.wikipedia.org/wiki/Vim_\(text_editor\)](https://en.wikipedia.org/wiki/Vim_(text_editor))
- <https://www.google.com/url?sa=i&url=https%3A%2F%2Fwww.pinterest.com%2Fpin%2F809451733000497332%2F&psig=A0vVawO-fkhlPh8WDFLOWf09JnXP&ust=1597234770491000&source=images&cd=vfe&ved=0CAIQjRxaFwoTCKCvrKyRk-sCFQAAAAAdAAAAABA7>
- <https://www.businessnhmagazine.com/article/four-is-the-magic-number-in-reference-checking>
- All other images are stock images - free and open source

Made By

Hetvi Shastri :- 18110064

Shril Mody :- 18110062